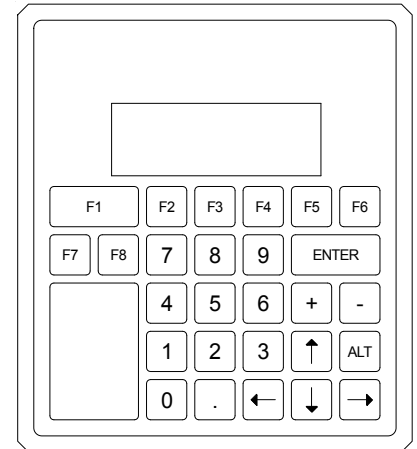


APT1000G

Industrial terminal with serial interface

- **Backlit LCD display**
- **Display (4 × 20) characters**
- **Membrane keyboard with 27 keys**
- **RS232 without GI, RS485 and RS422 with GI**
- **Ingress protection rate IP55 on a front panel**
- **Parameters setting through DIP switch on a back terminal panel and through configuration menu**
- **Contrast setting through a keyboard or an interface**
- **Controlling through the interface by ESC sequences**
- **Mounting into switchboard front panel**



TECHNICAL DATA

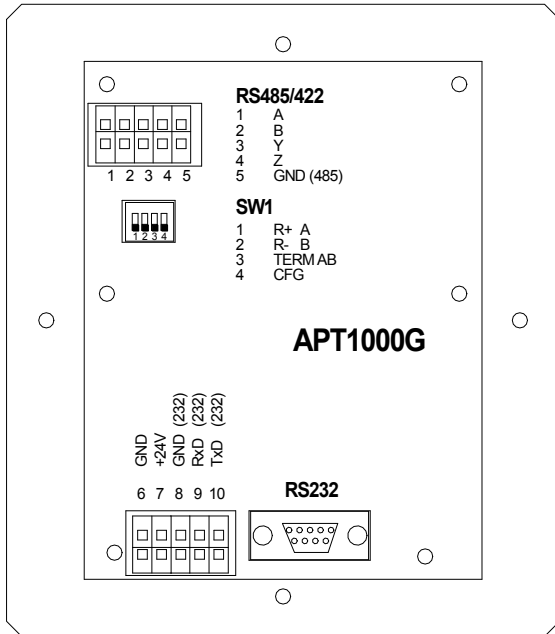
Display	LED-backlit LCD, (4 × 20) characters character (5 × 8) pixels
Character height	4 mm
Controlling	Membrane keyboard, 27 keys
Mechanical resistance	Min. 1.5×10 ⁵ operations
Communication	
Interface	1 × RS232 (D-Sub DE-9 M or terminals WAGO) 1 × RS422/485 (terminals WAGO)
Galvanic isolation	– RS232 – RS485
	NO YES *)
Transmission speed	150 bps to 19200 bps
Ingress protection rate	– front panel – back cover
	IP55 IP20
Power supply	19.2 V DC to 28.8 V DC
Power consumption	Max. 200 mA at 24 V DC
Others	
Operating temperature range	0 °C to 50 °C
Maximum ambient humidity	< 95 % non-condensing
Weight	700 g
Dimensions (w × h × d)	(146 × 166 × 52) mm

*) Insulation strength 500 V AC / 1 minute, galvanic isolation must not be used for safe and unsafe parts separation.

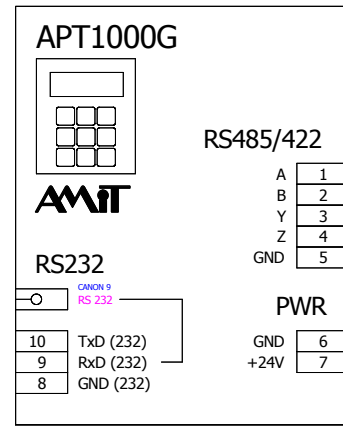
ORDERING INFORMATION

APT1000G	Industrial LCD terminal
KABEL 232P	Cable for connection to control systems AMiT, except for systems AMiNi
KABEL 232RP	Cable for connection to control systems of series AMiNi

LOCATION OF TERMINALS



RECOMMENDED DRAWING SYMBOL



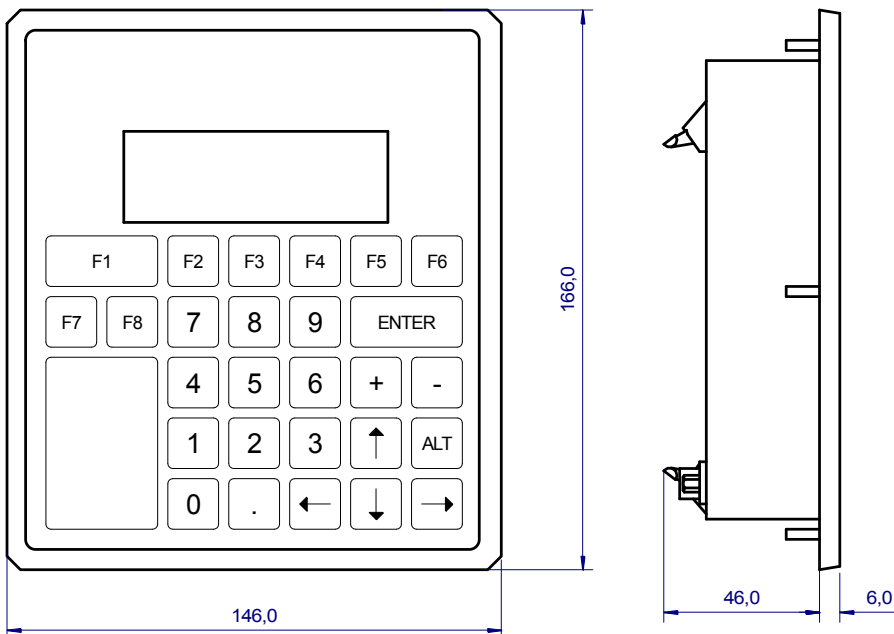
RS232 WIRING

WAGO	D-Sub DE-9	Signal	Signal type
9	2	RxD	Input
10	3	TxD	Output
8	5	GND	-
	7	RTS	Output
	8	CTS	Input

RS422/RS485 WIRING

Terminal	Signal
1	A
2	B
3	Y
4	Z
5	GND (485)

MECHANICAL DIMENSIONS



DESCRIPTION OF DIP SWITCHES

SW1	Description
1	Resistor to +5 V for wire A (ON – connected)
2	Resistor to GND for wire B (ON – connected)
3	Terminating resistor for line AB (ON – connected)
4	Configuration mode – menu on display

Data provided in this datasheet are informative only. Detailed information can be found in operational manual ([apt1000g_g_en_xxx.pdf](#)). Documentation can be downloaded from www.amitautomation.com.